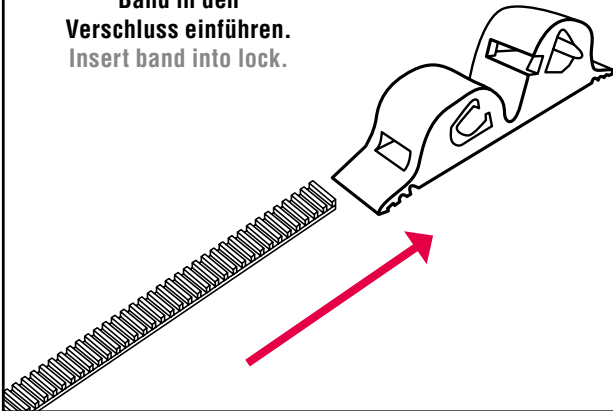


# Montageanleitung Smart Band®

## Mounting Instruction Smart Band®

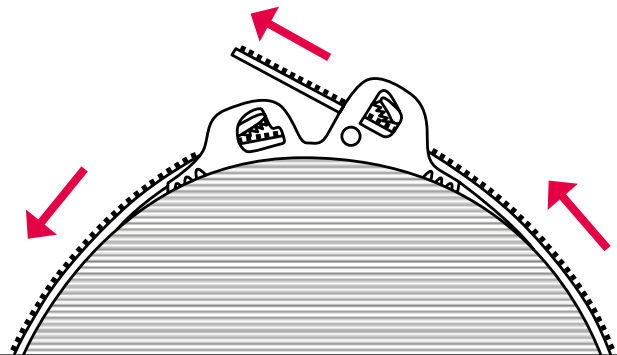
### STEP 1

Band in den  
Verschluss einführen.  
Insert band into lock.




### STEP 2

Am anderen Ende herausziehen  
Pull out on the other end.



### STEP 3

Das Band mit dem  
Werkzeug straffen.  
Tighten the band with the  
fastening tool.



### STEP 4

Überschüssiges  
Band  
abschneiden.  
Cut the excess  
band.

